

**Lemzon**<sup>®</sup>  
MAGNIFICAT SURFACE

**EMOTIONS  
FOR YOUR  
HOME**

800x  
1600mm

600x  
1200mm

**Tečnost**  
M A R B L E



## ELEMENTS OF NATURE...

Each chevron to delineate  
the amalgamation of 5 elements of nature.  
Earth, the ground on which life is based.  
Fire, the power and strength.  
Air, the love that we spread.  
Space, where the sky is limit for our designs.  
Water, deep and gives meaning to your space.





# human touch to landscape...

When mankind mingles with nature, there is usually some kind of imprint left. but when man-made structures have settled into their surroundings enough to take on the patina of time, they can add a touch of nostalgia to the scene.



Restaurants



Spa-Wellness



Big Projects



Shops/Offices



Living



Bathroom



Kitchen




Children-Friendly Spaces




# THE ARCHITECT, BUILDER & INTERIOR DESIGNER CHOICE.



We shape your dreams to reality  
Nature showcases its beauty with  
its majestic elements, and when this  
same nature is brought to your aura  
it brightens up the space with its  
everlasting blossom just like a  
new flower blooms.








rebecca  
green






**Lemzon**<sup>®</sup>  
MAGNIFICAT SURFACE

Available Formats:




800x 600x  
1600mm 1200mm



☀️ Finish: HIGH GLOSS




rebecca  
green  
(light)









**Lemzon**<sup>®</sup>  
MAGNIFICAT SURFACE


 **rebecca  
green**





rebecca  
red





**Lemzon**<sup>®</sup>  
MAGNIFICAT SURFACE

Available Formats:

800x 600x  
1600mm 1200mm




☀️ Finish: HIGH GLOSS



rebecca  
red  

---

 (light)








**Lemzon**  
MAGNIFICAT SURFACE




 **rebecca  
red**





calacatta  
viola






**Lemzon**<sup>®</sup>  
MAGNIFICAT SURFACE

Available Formats:

800x 600x  
1600mm 1200mm



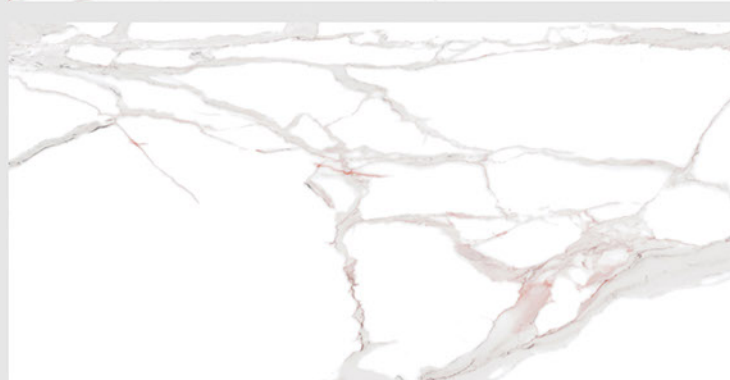
☀️ Finish: HIGH GLOSS



calacatta  
viola  

---

 (light)





Lemzon®  
MAGNIFICAT SURFACE

calacatta  
viola





green  
velor carrara

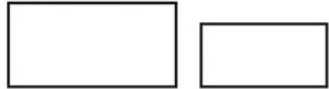




**Lemzon**<sup>®</sup>  
MAGNIFICAT SURFACE

Available Formats:

800x 600x  
1600mm 1200mm




☀️ Finish: HIGH GLOSS



green  
velor carrara  

---

 (light)












red velor  
carrara





**Lemzon**<sup>®</sup>  
MAGNIFICAT SURFACE

Available Formats:

800x 600x  
1600mm 1200mm




☀️ Finish: HIGH GLOSS



red velvet  
carrara  

---

 (light)








**Lemzon**  
MAGNIFICAT SURFACE


 red velor  
carrara





green venato  
statuario





**Lemzon**<sup>®</sup>  
MAGNIFICAT SURFACE

Available Formats:

800x 600x  
1600mm 1200mm






☀️ Finish: HIGH GLOSS



green venato  
statuario

---

 (light)











red venato  
statuario






**Lemzon**<sup>®</sup>  
MAGNIFICAT SURFACE

Available Formats:





800x 600x  
1600mm 1200mm



☀️ Finish: HIGH GLOSS




red venato  
Statuario  
(light)







**Lemzon**<sup>®</sup>  
MAGNIFICAT SURFACE

 red venato  
Statuario





aqua  
vapor onyx





**Lemzon**<sup>®</sup>  
MAGNIFICAT SURFACE

Available Formats:

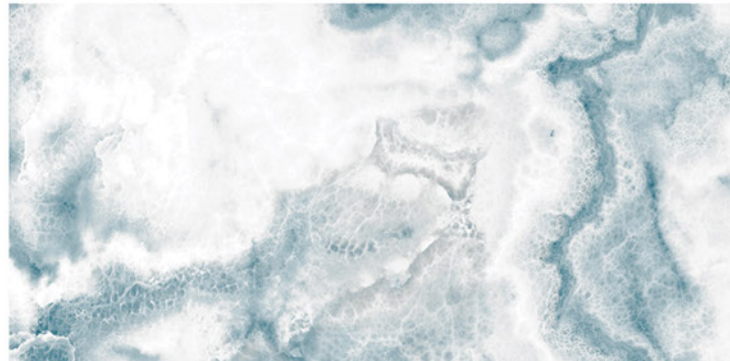
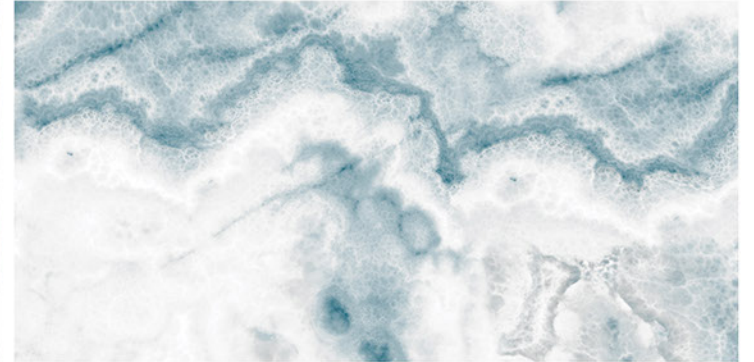
800x 600x  
1600mm 1200mm



☀️ Finish: HIGH GLOSS




➔ aqua  
vapor onyx  
(light)







**Lemzon**<sup>®</sup>  
MAGNIFICAT SURFACE

 aqua  
vapor onyx





olive  
green onyx

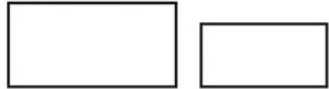





**Lemzon**<sup>®</sup>  
MAGNIFICAT SURFACE

Available Formats:

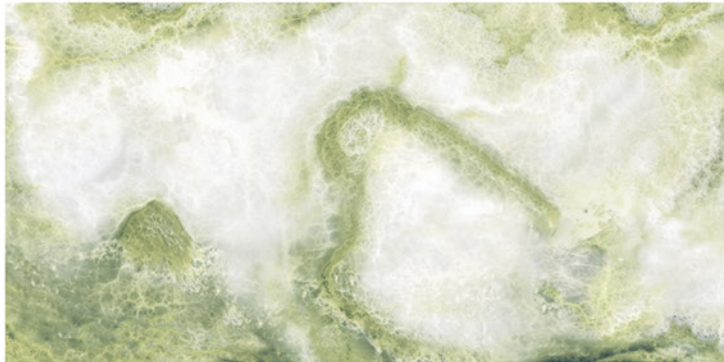
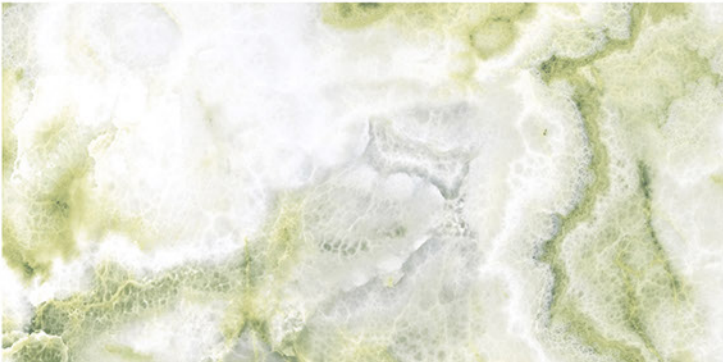

800x 600x  
1600mm 1200mm



☀️ Finish: HIGH GLOSS



olive  
green onyx  
(light)







**Lemzon**<sup>®</sup>  
MAGNIFICAT SURFACE

 olive green  
onyx





ruby red  
onyx

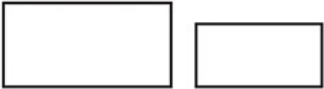




**Lemzon**<sup>®</sup>  
MAGNIFICAT SURFACE

Available Formats:

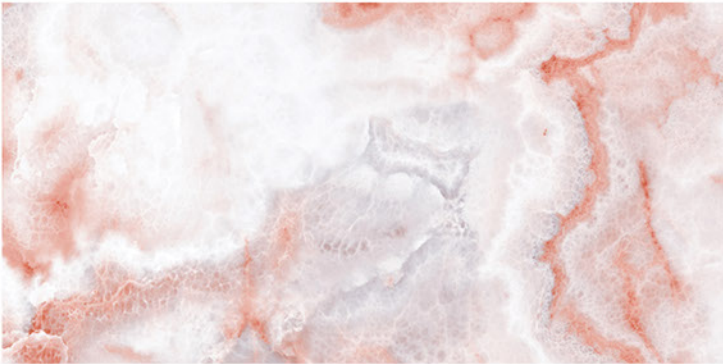
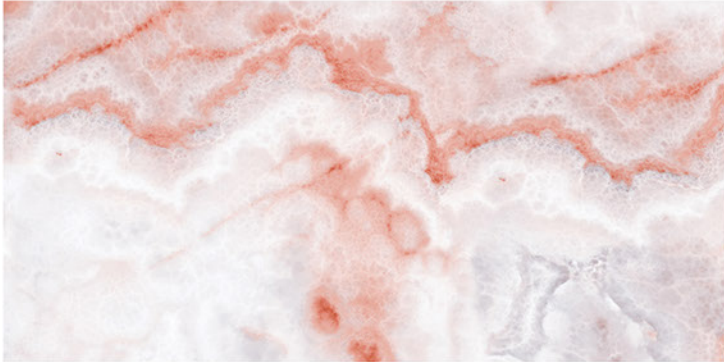
800x 600x  
1600mm 1200mm



☀️ Finish: HIGH GLOSS



ruby red  
onyx  
(light)











red wain  
onyx





**Lemzon**<sup>®</sup>  
MAGNIFICAT SURFACE

Available Formats:




800x 600x  
1600mm 1200mm



☀️ Finish: HIGH GLOSS



red wain  
onyx  
(light)









## Technical Specifications

CHARACTERISTICS	STANDARD AS PER ISO-13006/EN14411 GROUP BIA	OUR VALUE OF PGVT	OUR VALUE OF GVT	TEST METHOD
<b>REGULATORY PROPERTIES</b>				
Deviation in length & width	±0.5 %	±0.1 %	±0.1 %	ISO-10545-2
Deviation in thickness	±5.0 %	±4.0 %	±4.0 %	ISO-10545-2
Straightness in side	±0.5 %	±0.1 %	±0.1 %	ISO-10545-2
Rectangularity	±0.6 %	±0.1 %	±0.1 %	ISO-10545-2
Surface flatness	±0.5 %	±0.2 %	±0.2 %	ISO-10545-2
Color difference	Unaltered	No change	No change	ISO-10545-16
Glossiness	As per mfg.	Min. 90%	Min. 4%	GLOSSOMETER
<b>SURFACE MECHANICAL PROPERTIES</b>				
Water absorption	< 0.50 %	< 0.05 %	< 0.05 %	ISO-10545-3
Apparent density	> 2.0 g/cc	> 2.10 g/cc	> 2.10 g/cc	DIN 51082
<b>MASSIVE MECHANICAL PROPERTIES</b>				
Modulus of rupture	Min. 35 N/mm <sup>2</sup>	Min. 40 N/mm <sup>2</sup>	Min. 40 N/mm <sup>2</sup>	ISO-10545-4
Breaking strength	Min. 1300 N	Min. 2000 N	Min. 2000 N	ISO-10545-4
Impact resistance	as per mfg.	Min. 0.55	Min. 0.55	ISO-10545-5
<b>SURFACE MECHANICAL PROPERTIES</b>				
Surface abrasion resistance	as per mfg.	Min. Class-3	Min. Class-4	ISO-10545-7
MOH's hardness	as per mfg.	Min. 4	Min. 5	EN 101
<b>THERMO HYDROMETRIC PROPERTIES</b>				
Frost resistance	No damage	No damage	No damage	ISO-10545-12
Thermal shock resistance	No damage	No damage	No damage	ISO-10545-9
Moisture expansion	Nil	Nil	Nil	ISO-10545-10
Thermal expansion (COE)	Max. 9.0x10 <sup>-6</sup>	Max. 6.5x10 <sup>-6</sup>	Max. 6.5x10 <sup>-6</sup>	ISO-10545-8
Crazing resistance	as per mfg.	Min. 10 Cycle	Min. 10 Cycle	ISO-10545-11
<b>CHEMICAL PROPERTIES</b>				
Chemical resistance	No damage	No damage	No damage	ISO-10545-13
Stain resistance	Resistant	Resistant	Resistant	ISO-10545-14
<b>SAFETY PROPERTIES</b>				
Slip resistance	as per mfg.	> 0.40	> 0.40	ISO-10545-17
Fire resistance	as per mfg.	Fireproof	Fireproof	N. A.
Lead & Cadmium given off by glazed tiles	as per mfg.	Doesn't yield Pb & Cd	Doesn't yield Pb & Cd	ISO-10545-15

## Packing Details

Sr. No.	Size	Pieces / Box	Area / Box (approx*)
1	800x1600 mm	2pcs.	2.56 sq. mtr.
2	600x1200 mm	2pcs.	1.44 sq. mtr.

## Cutting Specifications

### Cutting with disk

In order to do a correct cutting into one slab 12mm (1/2") it is recommended the use of segmented cutting disks and specifications as described below.

Disk diameter	RPM	Cutting speed (m/min)-(feet/min)
300 mm - 12"	2600 rpm	1/2 m/min - 4 feet/min
350 mm - 14"	2300 rpm	1/2 m/min - 4 feet/min
400 mm - 16"	1900 rpm	1/2 m/min - 4 feet/min

To ensure correct finishes, it is recommended lowering the speed at both ends to 25% 0.3m/min - 1 feet/min. If the cutting also requires beveling it is also recommend to slow the speed in the cutting path to 0.6 m/min - 2feet/min.

In order to avoid stress into the slab, it is imperative the use of cutting surfaces that are perfectly levelled and good disk refrigeration. The disk must have a direct application to the cutting edge with refrigeration liquid or water during all the operation.

For inner cutting, as it has been said before, is mandatory the prior drilling at the corners to ensure a 5mm - 3/16" radius. Therefore, the drill must have 10 mm - 6/16" diameter or more.

### Water jet cutting

Before starting the waterjet cutting it is advisable to secure the surface and check the flatness of the slab on the support structure for cutting.

Unless necessary (Ex. to create a cavity), the cut must begin and finish outside the slab, always respecting 50 mm - 2" of perimeter during the cutting to avoid accumulation of stresses. The pressure should not exceed 4000 bar and the linear cutting speed should be around 0.6 m / min - 2 feet / min

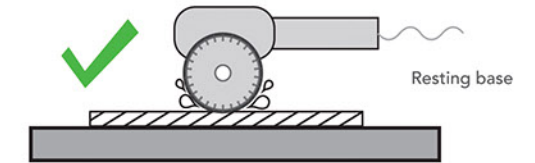
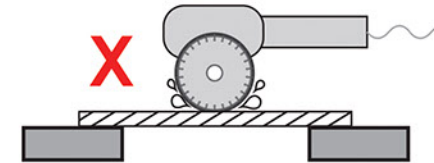
As long as the technical capacity of the cutting machine allows it, it is advisable to finish all the cuts towards the edge of the slab and avoid all the endings at the central area of the slab.

### Cutting stresses

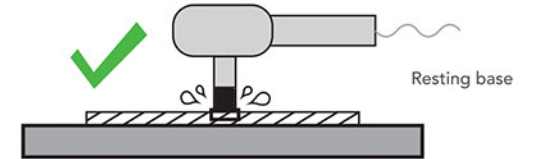
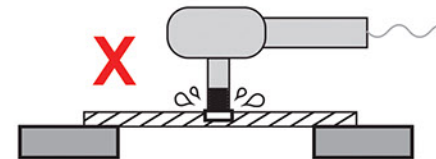
In order to minimize the residual stresses in a slab it is advisable, regardless of the cutting method employed, to remove 25 mm - 1" from the total perimeter of the slab.

This not only mitigates the future stresses but also eliminates all possible stress that the material has accumulated during its manufacture, handling or transport until is finally done any operation into the slab.

### Cutting



### Drilling







**Lemzon**<sup>®</sup>  
MAGNIFICAT SURFACE

**LEMZON GRANITO LLP**

8-A National Highway, Sartanpar Road, At. Ratavirda,  
Tal. Wakaner, Dist. Morbi (Gujarat-India)

**E-mail:** [sales@lemzongranito.com](mailto:sales@lemzongranito.com) | **Web:** [www.lemzongranito.com](http://www.lemzongranito.com)  
**Toll Free:** 1800 420 9090

